


Class 1 Phonics Meeting














































What is Phonics?



- ❑ Children have 20/25mins daily discrete phonics lessons;
- ❑ Children are taught to read by breaking down words into separate **sounds** or 'phonemes'. They are then taught how to **blend** these sounds together to read the whole word;
- ❑ There are around 40 different sounds.




a 	o 	x 	t 	e 	p 	r 	i 	n 	m 	h 	b 	d 	g 
s ss 	c k ck 	q qu 	u oo 	j 	y 	ch 	sh 	th 	w wh 				
v 	f ff ph 	ow ou 	l ll 	oa ow oe o e 	oo ue ew u e 	ar 							
ng 	z zz 	ai ay a e 	ear 	igh 	ie i e 	ee e e ea 	air 						
ure 	oi oy 	or aw au 	er ur ir 	I no go the to into he she we me be was									
you	they	all	are	my	her	said	have	like	so	do	come	some	
			were	there	little	one	when	out	what				

What is the check?

- ❑ Every Year 1 child in the country will be taking a new statutory phonics screening check in the same week.
- ❑ The check is very similar to tasks the children already complete during phonics lessons.
- ❑ The focus of the check is to provide evidence of children's decoding and blending skills, not to test their vocabulary.



What will the children do?

- ❑ The Government's pilot results estimate that each check will take 4 to 9 minutes to complete;
- ❑ They will be asked to 'sound out' a word and blend the sounds together. e.g. d-o-g - dog 
- ❑ The check will consist of 40 words and non-words;
- ❑ Children will be told if the word is a real or 'alien' word, with a corresponding alien image.

Examples of words

in

ot




at

vap



beg

osk



sum

ect



How will it be administered?

- ❑ Teachers will conduct all of the screening checks with the children;
- ❑ The children will complete the check one to one in a quiet area of the school;
- ❑ We are not permitted to indicate to the children at the time whether they have correctly sounded out and / or blended the word.



And the results...?

- ❑ Children will be scored against a national standard (*last year's threshold was 32 out of 40*)
- ❑ We will inform you of whether they fall below or within this standard.
- ❑ If your child's score falls below the national standard they can re-take the Phonics Screening Check in Year 2.



Results

- Apart from the first year, we have been consistently above national average
- 2012 - 43%
- 2013 - 74%
- 2014 - 83%
- 2015 - 90%
- 2016 - 93% - Just 2 children not reaching the threshold
- 2017 - 93%
- 2018 - 83%

When will it happen?

- ❑ The screening (challenge!) will take place throughout the week beginning

Monday 10th June.

- ❑ It has been designed so that children of all abilities will be able to take part.



How can you help?

- Use the pink books that will be sent home each week. Encourage the children to sound out the words looking for the digraphs.
- New words will be given each week starting with Phase 3 digraphs, progressing to Phase 5 once I start teaching them.
- Good to keep looking over past words.
- Homework will be set for each new digraph, one sheet each week. This will start either just before Christmas or just after. Please encourage your child to complete it. It is designed not to take too long.

To help you

Phonics – ways of pronouncing the different sounds in words.

Use these when helping your child sound out and read the words, especially the ‘nonsense’ words in the blue box

Phase 3 digraphs and mnemonics

ai – trai n in the rai n	or – cork on a fork
ee – bee in a tree	ow – brown cow
igh – fright in the night	oi – coin in the soil
oa – goat in a coat	er – under a ladder
oo – spoon on the moon	ur – burst into church
oo – stood on wood	air – chair in the air
ar – car in a jar	ear – hear with my ear

Phase 5 digraphs and mnemonics

ay – play in the hay	y – fly in the sky
ea – peach on the beach	i – wild child
ie – tie in a pie	o – old gold
ou – mouse in a house	u – push the bush
i_e – dice on the ice (split diagraph)	a – angel in an apron
oe – Joe’s toes	ea – bread on your head
a_e – cake on a plate (split diagraph)	ie – chief priest
ue – true blue (can be oo or y-oo)	s – pleasure, treasure
o_e nose in a rose (split diagraph)	g – gentle giant
ey – here’s the money, honey	c – cycle in a circle
u_e – a cube in a tube (can be oo or y-oo) (split diagraph)	a – was it a wasp
aw – paw with a claw	a – bath on a path
ew – a few in a pew	y – crystal pyramid
au – Paul and Saul	y – Henny Penny
ir – girl in a twirl	ch – Chris at Christmas
oy – toys for boys	ch – chef Charlotte
ph – Philip on the phone	ou – you eat soup
wh – what a wheel	ou – I would if I could
e_e – Steve and Eve	ou – shoulder the boulder
ow – blow the snow	kn – knock a knee

How can you help?

Encourage them to use their sounds and actions to find the sound they need. Use 'pure' sounds - mmmm, nnnnn, ssss rather than 'muh', 'nuh', 'suh'.

Children can practise their phonics by playing games online. The children particularly like -

- * Buried Treasure
- * Poopdeck Pirates
- * Picnic on Pluto



How can you help?

REMEMBER: Phonics is not the only way you become a good reader. Continue to read with your child each night and encourage them to:

- Sound out, re-read to check it makes sense, and use pictures for clues.
- Ask questions about the book;
- And most importantly **ENJOY READING!**



Questions?

